




North Carolina ranks **9th** nationally for the number of people 65 years or older.

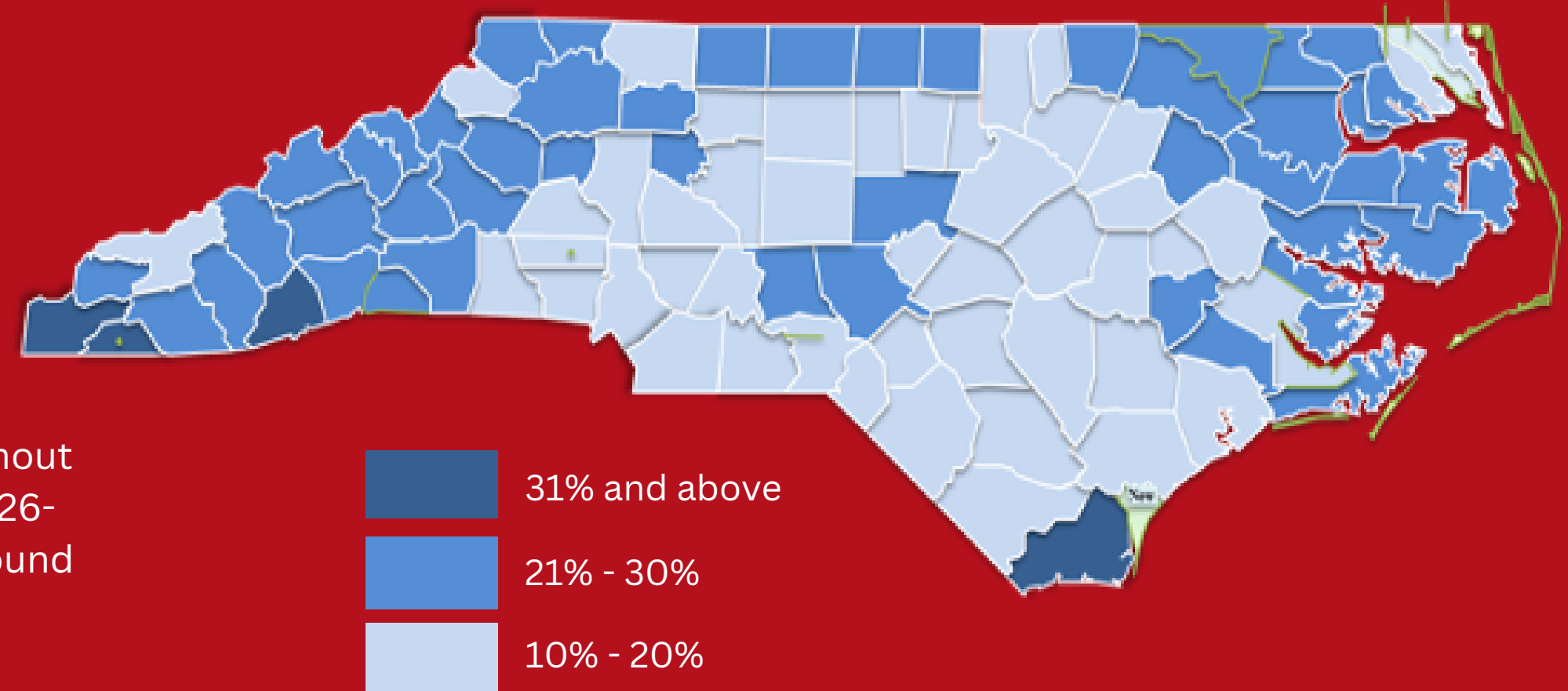


By 2031 there will be more people 65 or older than under 18 years old.




During the 2022 election cycle voters 66+ had turnout of over **71%** while voters 26-40 turned out at only around 34%.

PERCENT OF COUNTY POPULATION AGE 65 OR OLDER



AGING IN NORTH CAROLINA

A SNAPSHOT FROM THE MOUNTAINS TO THE COAST

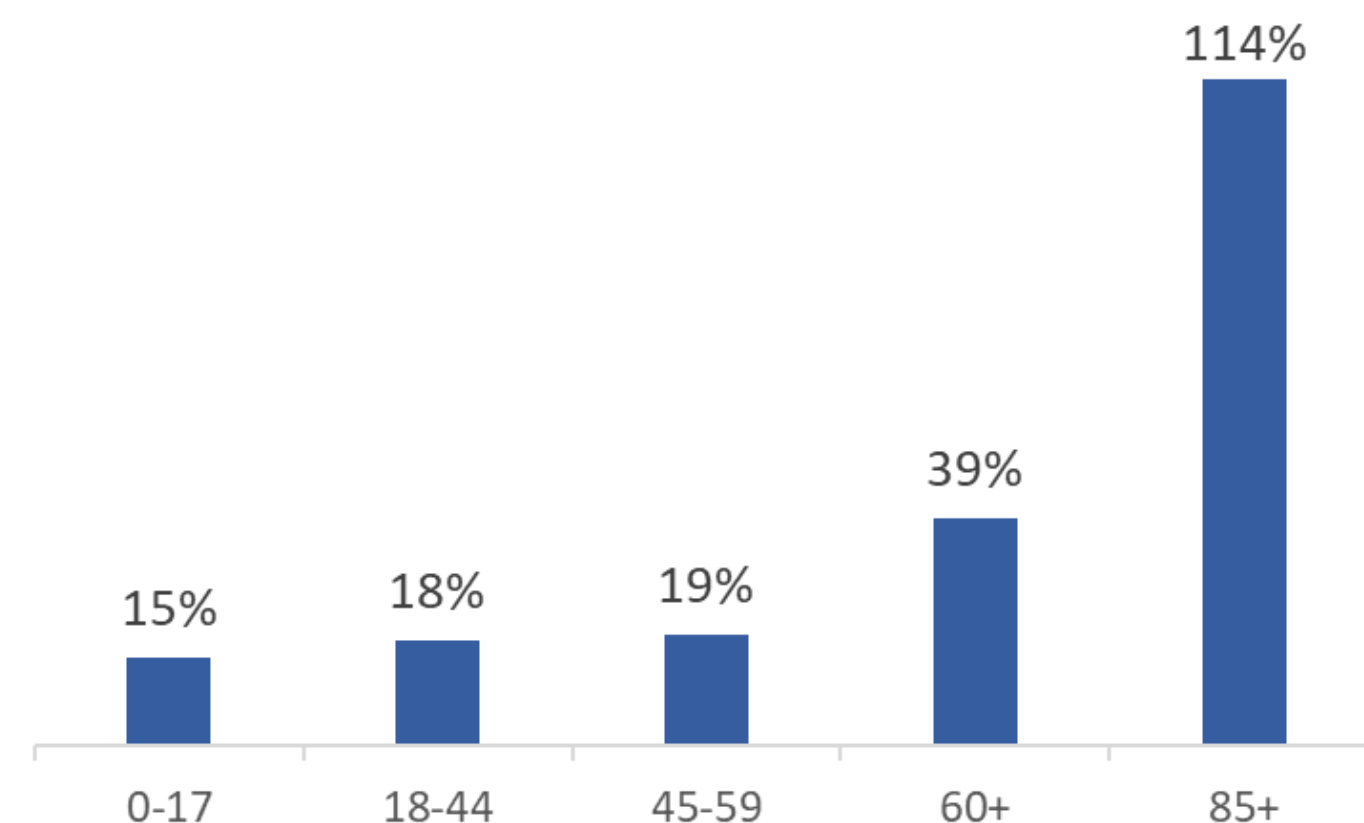


The NC Coalition on Aging is a dynamic group of organizations and individuals that work collaboratively to give voice to issues that affect older North Carolinians. Our mission as a coalition is to improve the quality of life for older adults through collective advocacy, education, and public policy work.



1 in 6 North Carolinians are Age 65 or Older

THOSE AGE 85+ ARE THE FASTEST GROWING POPULATION OVER THE NEXT 20 YEARS



Sources: NC Office of State Budget and Management, Standard Population Estimates; U.S. Census Bureau, American Community Survey 2021, 5-year estimates; NC State Board of Elections

1.7 million caregivers in North Carolina

CONTRIBUTIONS

- \$3.6 BILLION IN VOLUNTEERING ACTIVITIES
- \$18.7 BILLION IN UNPAID CAREGIVING

Economic impact

- 36% of NC population is 50+
- 40% of the NC's total GDP (\$225 billion)
- 44% of the total jobs (2.7 billion)
- 38% of state and local taxes (\$16 billion)